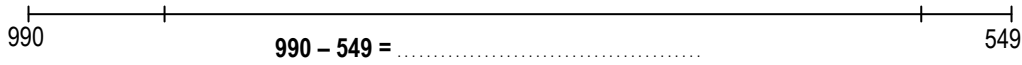
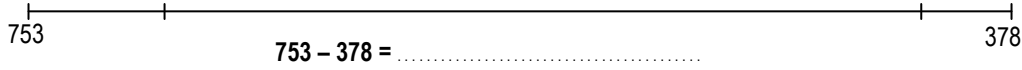
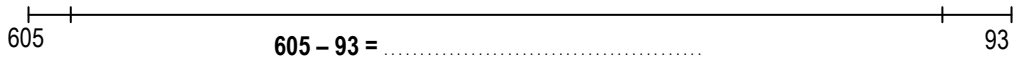
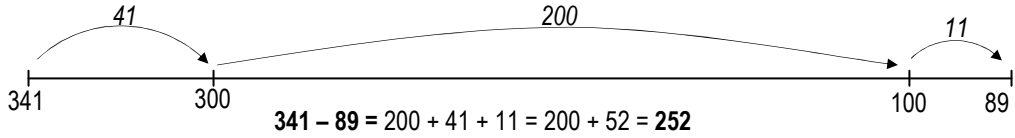




Activitats

1. En realizant de pichons "sauts", indica, sens pausar d'operacion, la diferéncia entre los dos nombres de cada linha, coma dins l'exemple.

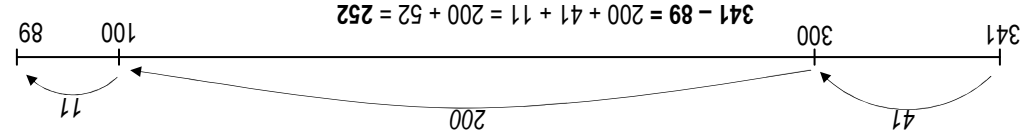
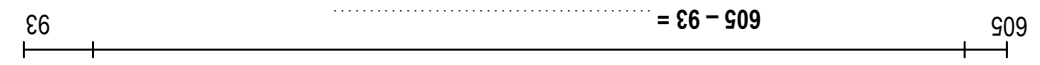
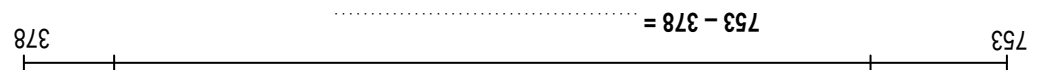
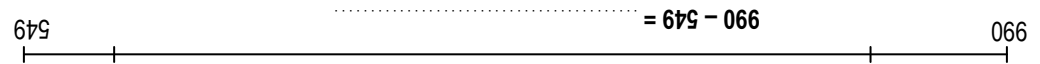


2. Completa aqueste tablèu, puèi corregís-te en verd amb una calculeta.

740 - 60 =	770 - 470 =	710 - 111 =	335 - 330 =
500 - 140 =	770 - 90 =	222 - 212 =	700 - 301 =
600 - 401 =	825 - 225 =	607 - 57 =	478 - 408 =
570 - 160 =	890 - 89 =	301 - 102 =	478 - 409 =
999 - 300 =	666 - 111 =	337 - 136 =	478 - 407 =
456 - 250 =	666 - 101 =	100 - 94 =	505 - 255 =
800 - 7 =	444 - 321 =	309 - 19 =	777 - 765 =
220 - 30 =	765 - 75 =	994 - 890 =	987 - 777 =

220 - 30 =	800 - 7 =	456 - 250 =	999 - 300 =	570 - 160 =	600 - 401 =	500 - 140 =	740 - 60 =
765 - 75 =	444 - 321 =	666 - 101 =	666 - 111 =	890 - 89 =	825 - 225 =	770 - 90 =	770 - 470 =
994 - 890 =	309 - 19 =	100 - 94 =	337 - 136 =	301 - 102 =	607 - 57 =	222 - 212 =	710 - 111 =
987 - 777 =	777 - 765 =	505 - 255 =	478 - 407 =	478 - 409 =	478 - 408 =	700 - 301 =	335 - 330 =

2. Completa aqueste tablèu, puèi corregís-te en verd amb una calculeta.



1. En realizant de pichons "sauts", indica, sens pausar d'operacion, la diferéncia entre los dos nombres de cada linha, coma dins l'exemple.

Activitats

